

# Berrien County Trial Court—Family Division

Hon. Mabel J. Mayfield, Presiding Judge

Hon. Gary J. Bruce

Hon. Brian S. Berger



## Juvenile Court Services

2017

### Report Card Summary

#### Community Protection

The citizens of Berrien County have a right to safe and secure communities

#### Accountability

Juveniles who commit a crime incur an obligation to restore justice to the victim and community.

#### Competency Development

Youth who are under the jurisdiction of the Juvenile Justice System should acquire knowledge and skills to become productive members of society.

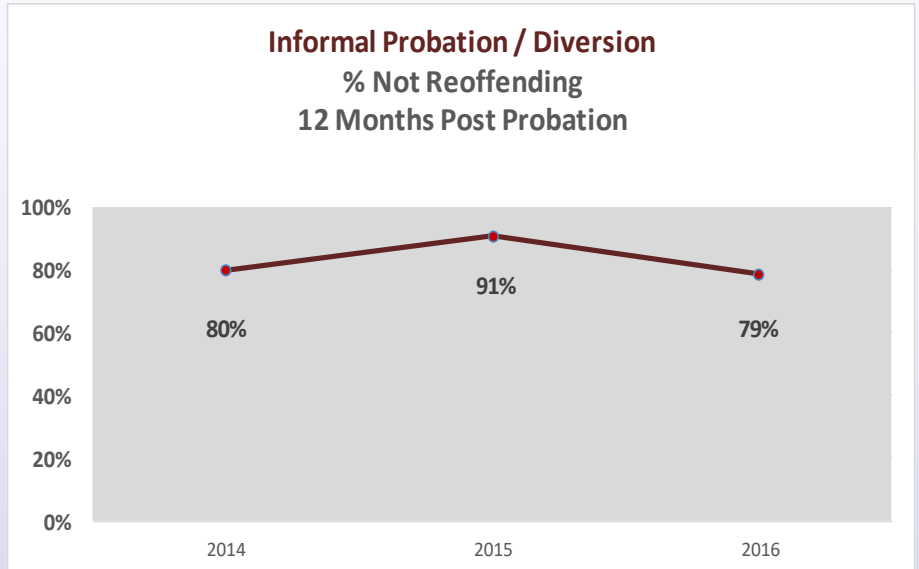


## 2017 Informal Cases/ Diversion Program Data

- **Diversion Cases Closed = 57**
- **Re-offending data**  
(while under supervision)  
**No new offenses = 56 out of 57 or 99%**
- **Community Service**  
Hours ordered = 83  
Hours completed = 90.5 or 100%  
Minimum Wage Equivalent = \$805.45

## Post Probation Recidivism Data

The chart below show the recidivism rates for youth that were on informal probation. The figures listed reflect the percent of youth who did not re-offend 12 months after case closure.



**Cases Closed: 2014 = 92**

**2015 = 82**

**2016 = 76**



## 2017 Formal Cases Data

### ■ Formal Cases Closed = 197

- ◇ Plea Under Advisement = 5
- ◇ Warn & Dismissed = 5
- ◇ Truancy = 19
- ◇ School-Based = 14
- ◇ Foster Care = 0
- ◇ Minimum Risk = 28
- ◇ Standard Probation = 100
- ◇ IPS/High Risk Standard = 20
- ◇ RTFSP = 6

### ● Re-offending data

(while under supervision)

**No new offenses = 164 out of 197 or 83%**

### ■ Community Service

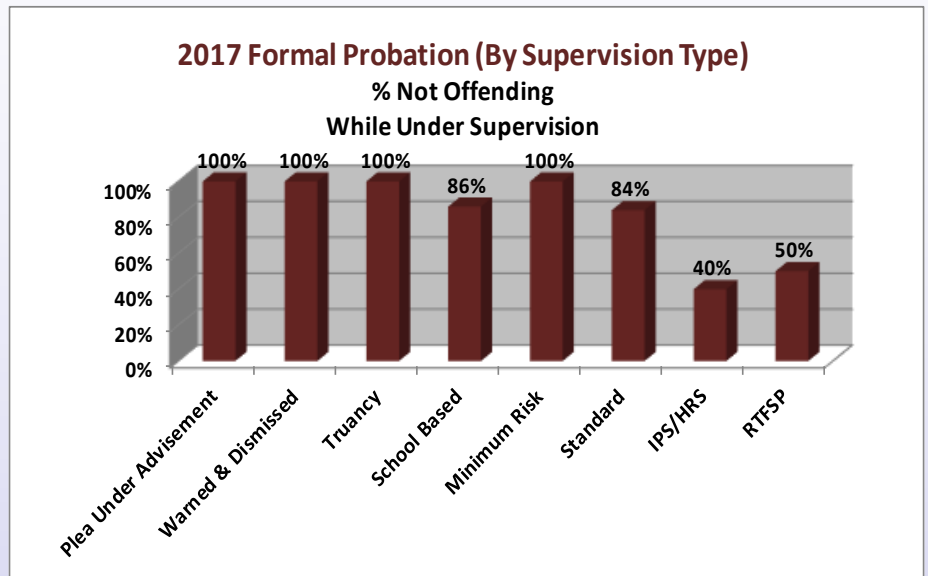
Hours ordered = 4025

Hours completed = 3754 or 93%

Minimum Wage Equivalent = \$33,410

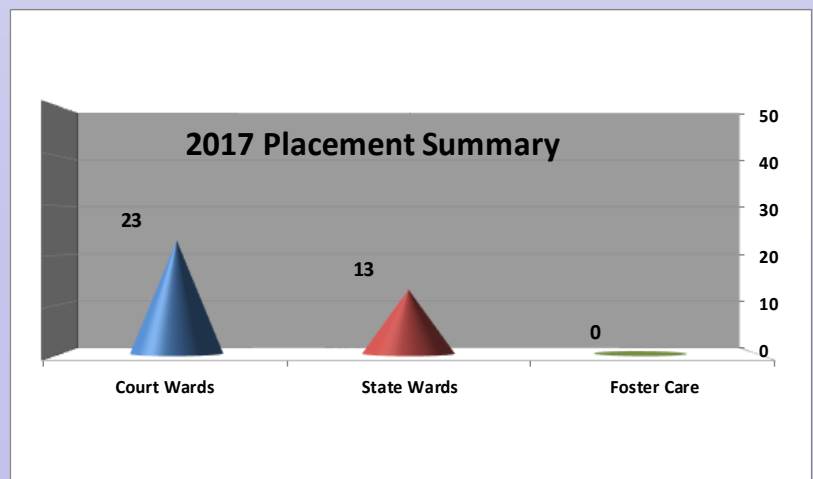
## 2017 Formal Probation Data

The chart below shows the recidivism rates for youth that were on formal probation. The figures listed reflect the percent of youth who did not re-offend while under supervision.



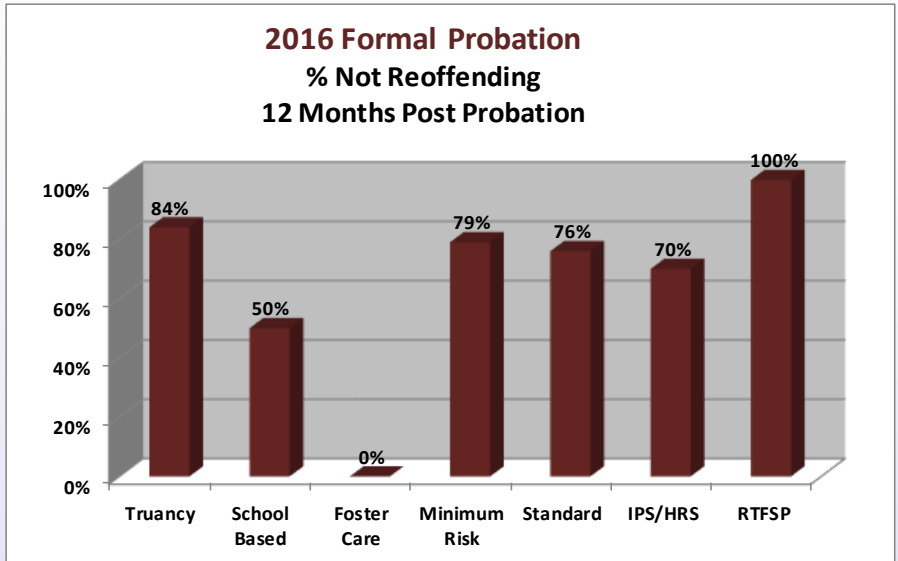
## 2017 Placement Summary

The following graph shows the number of youth involved with the juvenile justice system that were placed in Foster Care or committed to out-of-home placement as a Court ward or a State ward per Public Act 150.



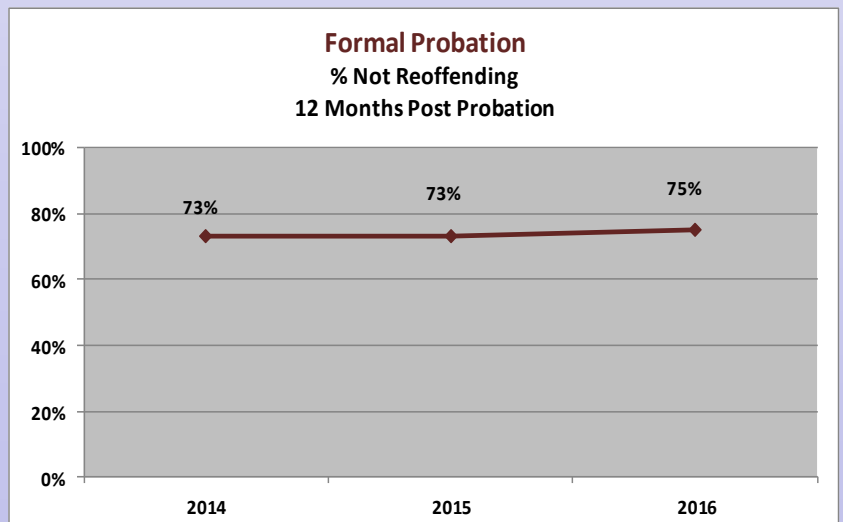


# Formal Cases Continue..



## Post Probation Recidivism (3 Year Trend)

The chart below show the recidivism rates for youth that were on formal probation. The figures listed reflect the percent of youth who did not re-offend 12 months after case closure.



Cases Closed: 2014 = 204

2015 = 177

2016 = 186

## Both Informal/Diversion and Formal Cases

### Successful Completion of Probation

Successful = 222 out of 254 or 87%

Unsuccessful = 32 out of 254 or 13%

### School Status at Case Closure

Youth Enrolled = 242 out of 254 or 95%

HS Diploma = 3 received

### Restitution

Amount ordered = \$15,888


Amount collected = \$5,674

**Collection rate = 36%**

### Drug Tests

Tests administered = 545

No detection of drugs = 485 or 89%



## Berrien County Trial Court—Family Division

Court Services

811 Port Street  
St. Joseph, MI 49085

269.982.8615  
269-982-8697 fax

[www.berriencounty.org](http://www.berriencounty.org)